

1 Register

Registration is required to buy and sell on eBay. Register by clicking on the Register link at the top of any eBay page.

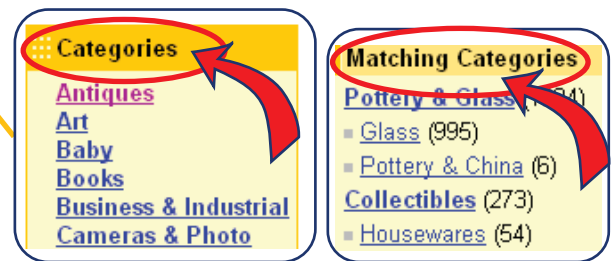


2 Browse or Search for Items

Browse through categories to see the variety of items for sale

OR

Search for items by typing a few key words into the search box.

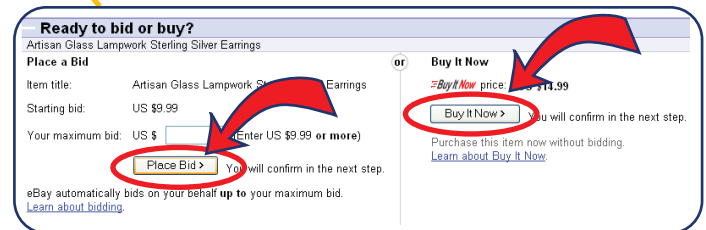
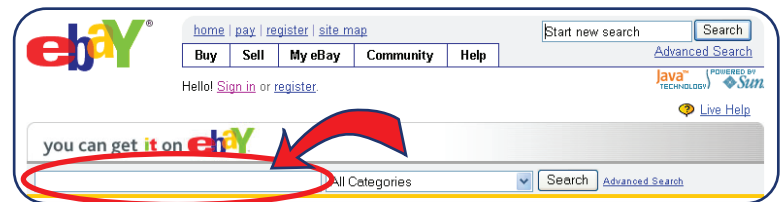


3 Bid or Buy

When you find an item you like, simply place a Bid or choose Buy it Now:

When you place a Bid, enter the maximum amount you are willing to pay for the item. eBay will bid on your behalf only if there is a competing bidder and only up to your maximum amount.

When you click Buy it Now, you agree to pay the stated Buy it Now price and avoid competing for the item.



4 Pay

If online payments by PayPal is an option on the listing, eBay buyers can pay with a credit card or checking account simply by clicking the "Pay Now" button on the item listing page or My eBay when the listing ends. Clicking on Pay Now will also give you a seller's payment address should you chose to mail the payment.

Sign up for PayPal at www.paypal.com.

